

# THE ACS880 WILL NOT START

## Description:

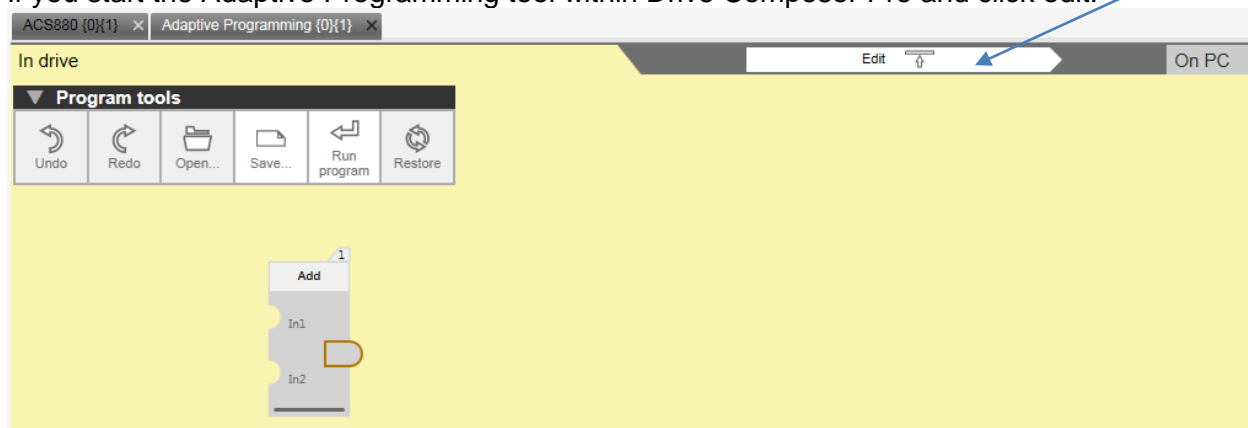
The ACS880 will not start from a Digital Input, Fieldbus or Local Control?

## Answer:

If the ACS880 drive is firmware revision 2.21.0.0.

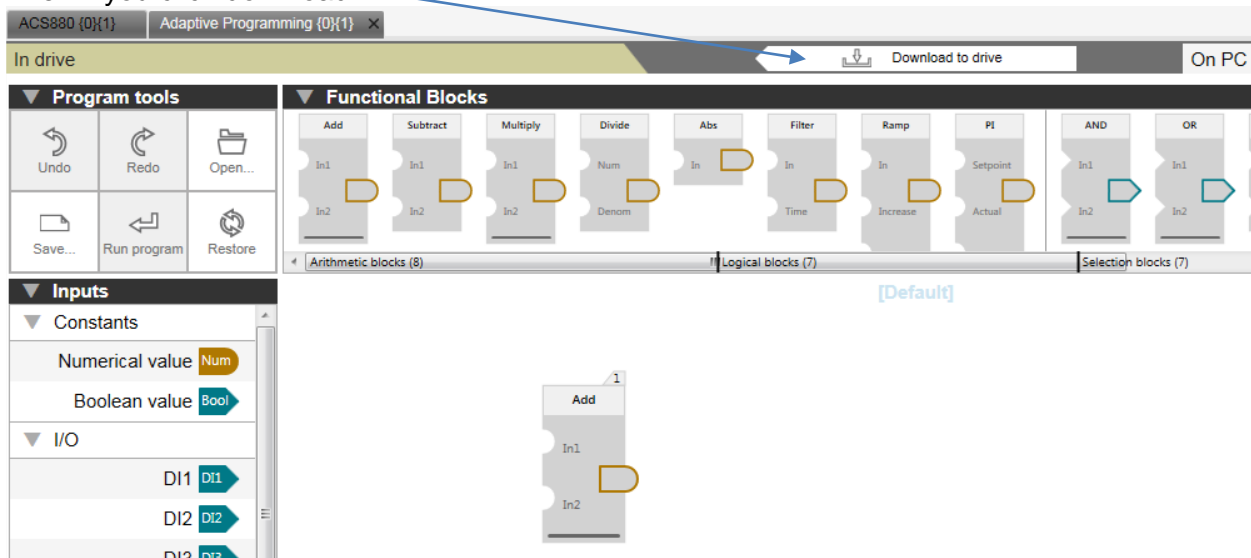
7. System info					
3	Drive rating id	ACS880-01-04A6-...	NoUnit		Not selected
4	Firmware name	AINF6	NoUnit		
5	Firmware version	<u>2.21.0.0</u>	NoUnit	0.00.0.0 255.255...	0.00.0.0
6	Loading package name	AINL6	NoUnit		
7	Loading package version	2.21.0.0	NoUnit	0.00.0.0 255.255...	0.00.0.0
8	Bootloader version	2.11.0.0	NoUnit	0.00.0.0 255.255...	0.00.0.0

If you start the Adaptive Programming tool within Drive Composer Pro and click edit.



Author: Jeff Fell – Application Eng.		Date: Aug. 20, 2015
External <a href="http://www.abb.us/drives">http://www.abb.us/drives</a>	Industry – Industrial	Document #: LVD-EOTN99U-EN
Product Categories: ACS880, Drive Composer Pro		Revision: A

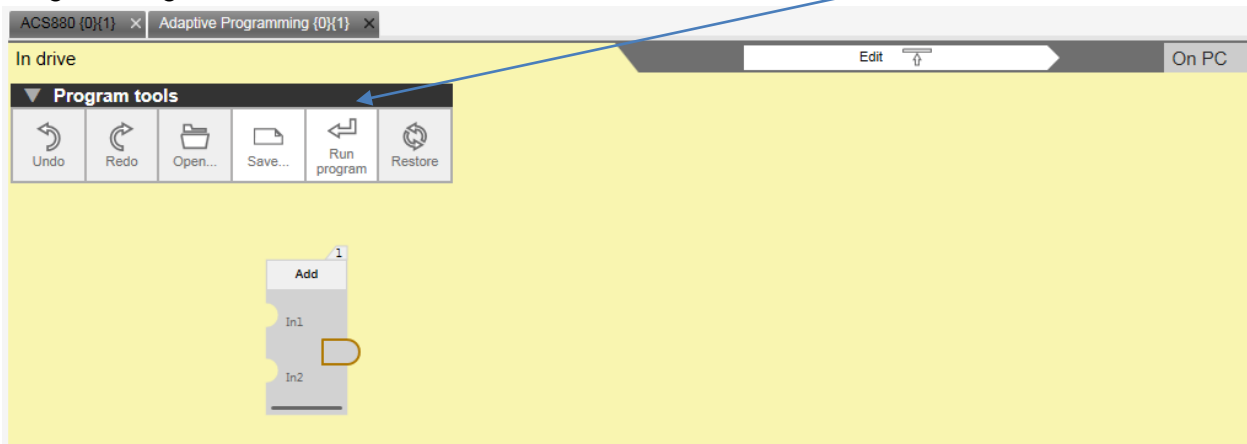
Then if you click download.



If you exit the Adaptive Programming window without starting the Adaptive Programming the drive will not start from any location.

**Corrective Actions:**

Start the Adaptive Programming window and click Run Program button, now exit the Adaptive Programming window and the drive will be able to be started.



**Documents or other reference material:**

ACS880 Primary control program Firmware manual

3AUA0000085967

Author: Jeff Fell – Application Eng.		Date: Aug. 20, 2015
External <a href="http://www.abb.us/drives">http://www.abb.us/drives</a>	Industry – Industrial	Document #: LVD-EOTN99U-EN
Product Categories: ACS880, Drive Composer Pro		Revision: A